



# Salu Terre

Bureau d'étude en ingénierie sociale et paysagère

Presentation

Methods for inclusion in the creation  
of community gardens

S a l u T e r r e



# INTRODUCTION

## Presentation of SaluTerre

A story of more than 30 years with the 1<sup>st</sup> "shared garden" (Grand Parc in Bordeaux in 1987) or the 1<sup>st</sup> family and collective gardens for social development (Aubiers in Bordeaux in 1990)



SaluTerre



Methodology based on **inclusion, co-production and empowerment** and a socio-landscape approach

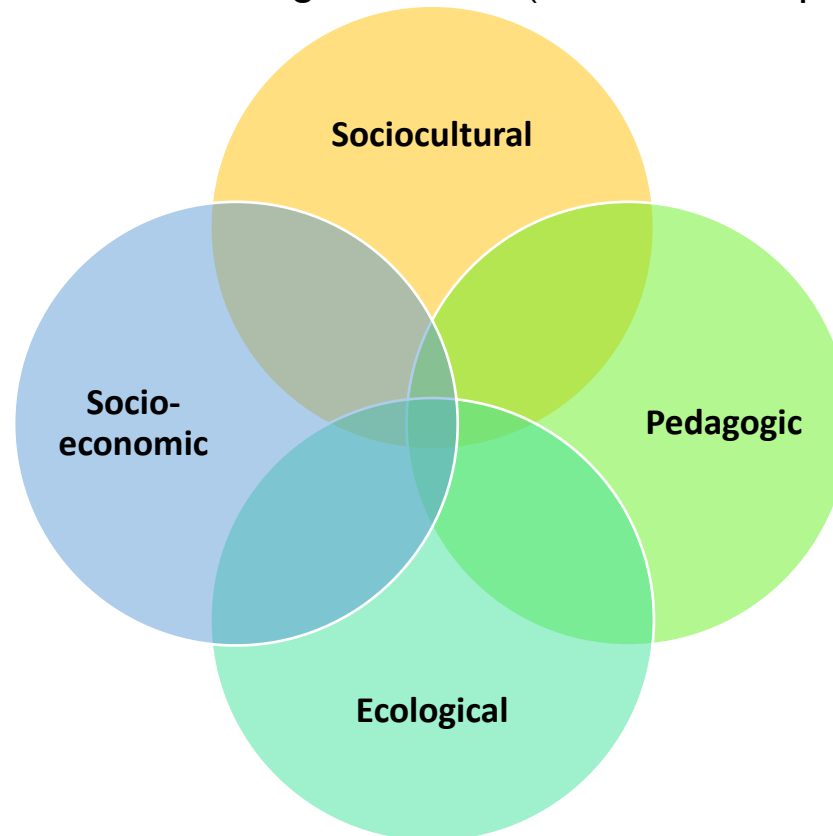
Assistance in project management and work for local authorities and urban operators in the fabric of the territory (real estate developers, social landlords) to create : **Landscapes projects with social, ecological, nurturing, educational added value** (shared gardens, public market gardening, food network, etc.).



## Presentation of SaluTerre

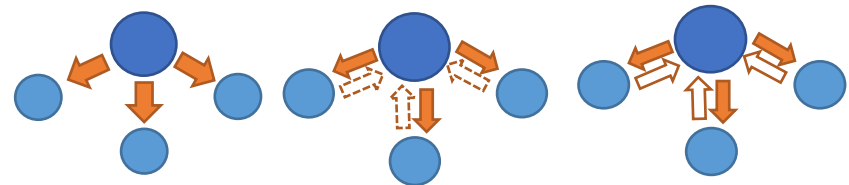
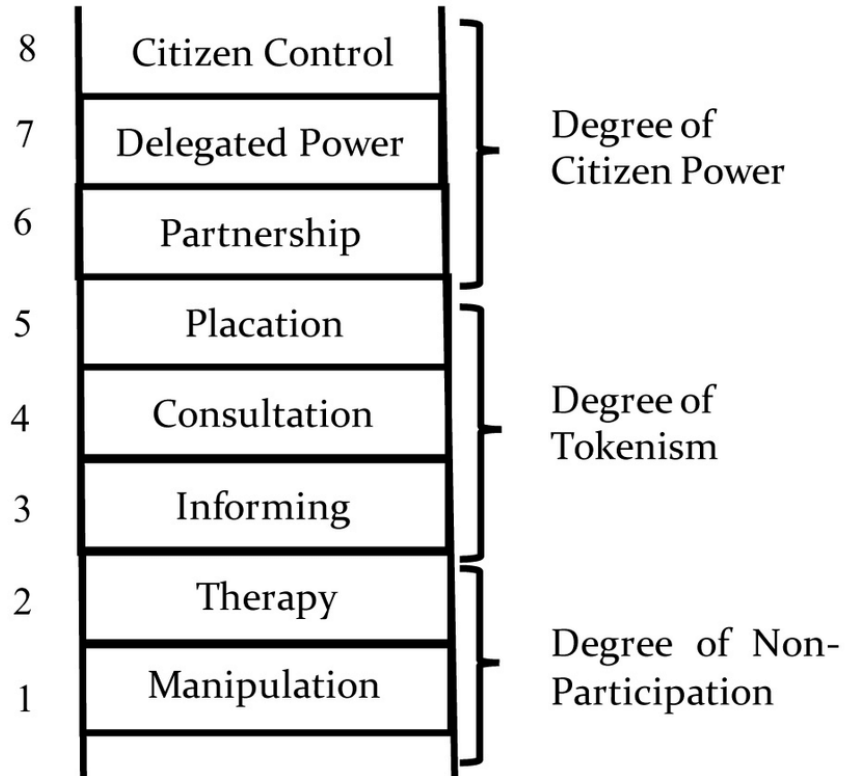
Our methodology, based on inclusion and co-production aims to create:

- places with high “social” added value (sharing, solidarity, etc.), while aiming for food autonomy;
- civic projects discussed and opened to all;
- landscape projects integrated into a more global whole (district, landscape unit, etc.).

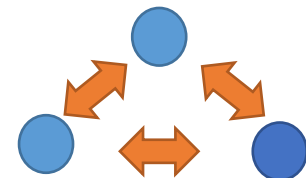


# INTRODUCTION

## What is participation ?



Consultation/Information/placation



Co-construction



WHAT DOES « COMMUNITY GARDENS MEANS TO YOU ? »

?



## BIG STEPS OF OUR METHODOLOGY

Shared diagnosis



Mobilisation



- Creating a group dynamic, socially inclusive
- Developp autonomy of the group, and the appropriation of the inhabitants



Ewpowerment



Training and design workshops



# I. Shared diagnosis

S a l u T e r r e



## I. SHARED DIAGNOSIS

### Objectives

By working with several stakeholders, the diagnosis allows :

- to identify the potential ressources
- to reduce the risk of problems
- to mobilize in the local networks



Workshop in the city of Achères

Social Housing  
DOMNIS

Politics

Social workers

Association of  
other community  
gardens

Association  
« Vivre Achères »

City services  
(Technical,  
green spaces)



## I. SHARED DIAGNOSIS

### Presentation of the tool



#### **WILL**

*Why do you want to make this project ?*

Identify the objectives, formulated operationally / Expressing representations

*How to reach these goals ?*

#### **ENVIRONNEMENT**

Linked to the project environnement, elements we can't change

**Opportunities**

**threats**

#### **RESSOURCES**

Linked to the project environnement, elements we can't change

**strengths**

**weaknesses**

#### **ACTIONS**

*Knowing the opportunities and the risks, how can you use your strengths to overcome your weaknesses?*



## II. Door to door

S a l u T e r r e



## II. DOOR TO DOOR AND INFORMATION MEETING

### Objectives

In general, mobilization is used to :

- be sure that everyone can have access to the project ;
- inform, reassure, show that things are possible ;
- identify local social dynamics ;
- integrate the people concerned into the creation of the project



Door to door allows:

- the expression of inhabitants' needs
- the formulation of a collective "request" by quantifying the residents' interest in the project and create an initial pool of interested people

Flyer proposé par SaluTerre



Flyer proposé par la mairie de quartier



## II. DOOR TO DOOR

### Presentation of the tool



BATIMENT K, Aquitanis

OUI	NON	PAS VU
2	11	7

Clairsienne

OUI	NON	PAS VU
8	16	20

BATIMENT L, Aquitanis

OUI	NON	PAS VU
16	52	75



Parc rivière

OUI	NON	PAS VU
5	20	31

Secteur « diversité »

OUI	NON	PAS VU
2	15	35



Results in the neighborhood of Bordeaux



## II. DOOR TO DOOR

### Presentation of the tool



The information meeting or public meeting allows:

- Make the link between the sponsor (owner of the place) and the inhabitants
- Better understand the project and its wishes regarding to the framework: « Where, when, with whom, why... »





## II. DOOR TO DOOR

### Pratical application



## II. DOOR TO DOOR

### Other ways to mobilize

- On public spaces: street interviews, street cooking, informal meetings with social mediator
- Local actors and their own way (permanences, rituals...)





### III.

## Codesign workshop

S a l u T e r r e





### III. CODESIGN WORKSOP

#### Objectives

The co-production aims to:

- allow all stakeholders to express themselves ;
- work with future beneficiaries on their needs and wants ;
- define future uses and rules of shared spaces, and their terms of application ;
- promote ownership of projects.

First meetings:

- Working on the desires and the fears of the people: « What they want to do, to learn, to exchange... »
- Working on representation: « For you, what do you mean by « community garden »
- Draw the gardens.



### III. CODESIGN WORKSOP

#### Exemple of codesign first meeting

#### Codesigning with the inhabitants



Work and interact with inhabitants on the sketch space :



Importance of a landscap attentions :

- Urban integration: Ex fences.
- Mix individuel and collective plots.
- Free plots in order to get appropriated after.
- Visibal signals.





## IV. Cooperative construction of the site

S a l u T e r r e



#### IV. COOPERATIVE CONSTRUCTION OF THE SITE



Cooperative work at « Emerveille Garden » in Artigues-près-Bordeaux

[Film](#)

➤ *promote involvement and ownership*

## MOVIE TIME

1) History of community gardens by one of the co-founder of the movement in France

<https://www.youtube.com/watch?v=OieGKAC2rL8&t=200s>

30'

2) Building a community garden with future gardeners: Artigues

<https://www.youtube.com/watch?v=xXPmosRSH8c>

10'

3) Gardening on urban soils by the lasagna technique

[https://www.youtube.com/watch?v=t\\_Fvx0\\_vJAo](https://www.youtube.com/watch?v=t_Fvx0_vJAo)

2'

